



eLearning

Supporting Excellence In Online Education

Student Quick Guide for Canvas

How to Login

1. Go To: <https://skagit.instructure.com>
Bookmark it so you can get to it easily
2. Login to Canvas using your MySVC email and password.
You need to be registered for classes and create a password before you will be able to login.

Skagit Valley College
Where Learning Comes to Life

e Learning

SVC Email Address: Password

Stay signed in

[Forgot Password?](#)

[Don't know your password? \(employee\)](#)

[Log In](#)

canvas
BY INSTRUCTURE

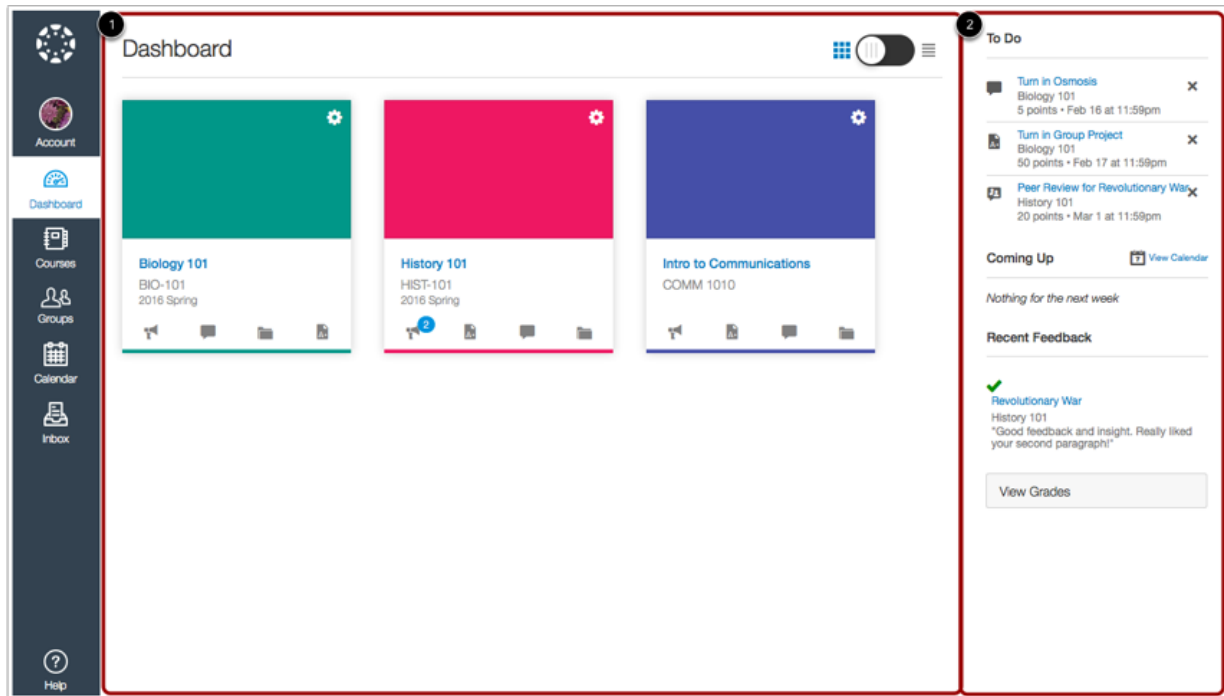
Please use the online lookup tool to find your classes: <https://secure.skagit.edu/lmslookup.asp>

- | | |
|--|--|
| 1. Student Orientation to Canvas | 5. Change Password for Students |
| 2. Canvas Support & Help | 6. Change Password for Employees |
| 3. Canvas How-To Guides | 7. MySVC |
| 4. eLearning at SVC | 8. Library Resources |

View Your Courses

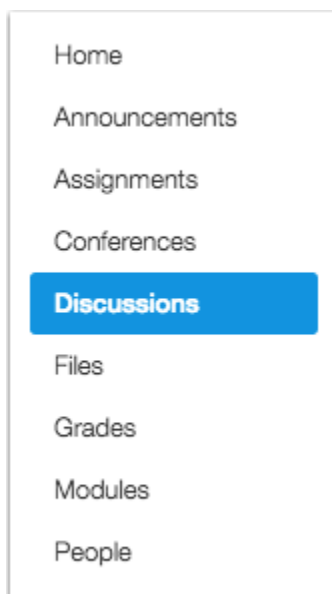
1. Once you login, click on Courses and a list of your courses will appear.
2. Click on the one you want to view.

If you don't see the course you are looking for visit SVC LMS Lookup at <https://secure.skaqit.edu/lmslookup.asp> to confirm which courses will be taught in Canvas.



Post to a Discussion

1. On the left side of the screen click on Discussions



2. Select the discussion you want to read by clicking on the title

A screenshot of a discussion list interface. At the top left, there is a dropdown menu labeled 'Discussions'. At the top right, it says 'Ordered by Recent Activity'. The list contains four items:

- Favorite President** (highlighted with a red box) Last post Jan 6, 2016. It has a blue speech bubble icon and a blue box with '0 0'.
- Unit 5 Discussion** Last post Jan 6, 2016. It has a blue speech bubble icon and a blue box with '0 0'.
- Unit 1 Discussion** Last post Jan 6, 2016. It has a document icon, the text 'Not available until Jan 25', 'Due Jan 26 at 11:59pm', a blue speech bubble icon, and a blue box with '0 0'.
- Unit 4 Discussion**. It has a document icon, 'Due Apr 28 at 11:59pm', a blue speech bubble icon, and a blue box with '0 0'.

3. Click on the text box to reply to the post

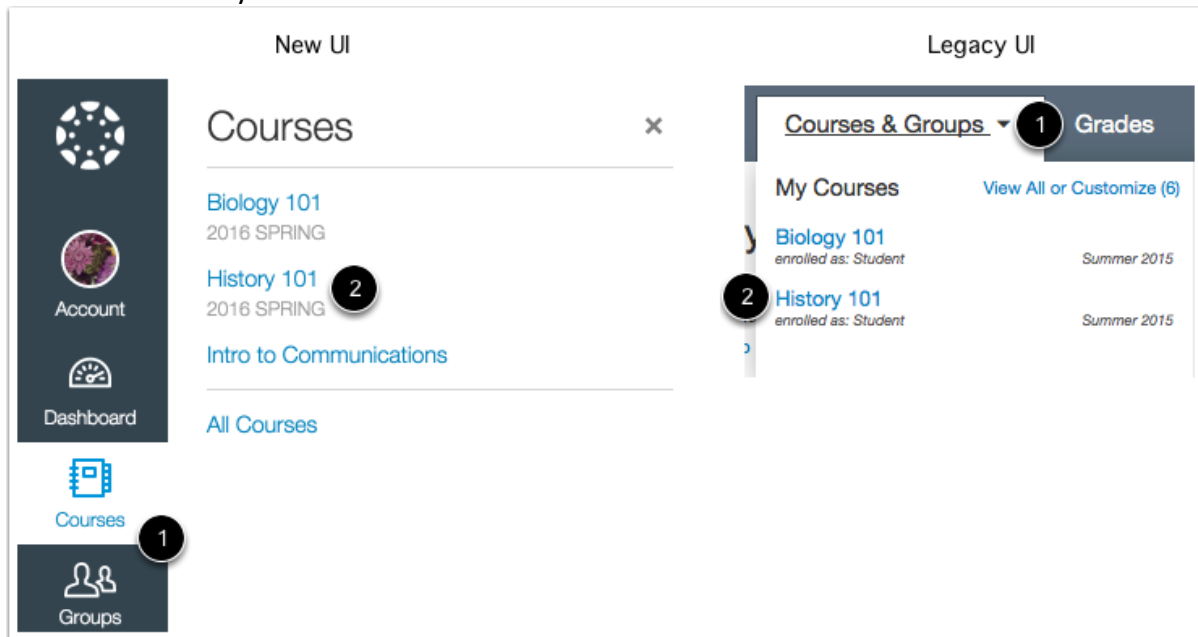
A screenshot of a discussion post interface. At the top right, there is a gear icon. Below it is the user profile for 'Favorite President' (Doug Roberts) with a profile picture and a '1' in a grey box. The post text is 'Who is your favorite president and why?'. Below the text is a search box labeled 'Search entries or author', an 'Unread' button, two menu icons (one with an up arrow, one with a down arrow), and a green 'Subscribed' button. At the bottom, there is a text input field with a 'Reply' button highlighted by a red box.

4. Type your reply in the text box and click on reply (you can also attach files to your reply, by clicking on 'Attach').

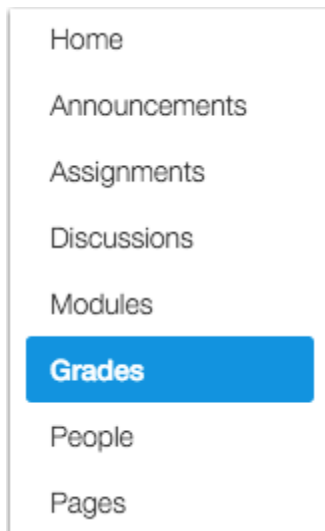
A screenshot of a rich text editor interface for replying to a post. At the top right, there is an 'HTML Editor' link. The toolbar includes icons for bold (B), italic (I), underline (U), text color (A), background color (A), link (I), list (bulleted and numbered), math (x², x₂), table (grid), link, unlink, image, pi symbol, video, undo, redo, font sizes, and paragraph. Below the toolbar is a large text input area with a '1' in a grey circle. At the bottom left, there is an 'Attach' button highlighted with a red box and a '2' in a grey circle. At the bottom right, there is a 'Cancel' button and a 'Post Reply' button highlighted with a '3' in a grey circle.

Locate Grades in your course

1. Select the title of your course



2. On the left side of the screen click on Grades



3. View Grades

All Grading Periods

8 Print grades

Total: 82.96% (2.7)

Show Saved "What-If" Scores

Show All Details

Grades for Emily Boone

For the course History 101

Arrange by Due Date 1

2 Name	3 Due	4 Score	5 Out of	6
Course Evaluation	Dec 28, 2015 by 11:59pm	0	3	6
Information Survey	Jan 14 by 11:59pm	5	5	
Introduce Yourself	Jan 18 by 11:59pm	13	15	
Unit 1 Assignment	Jan 20 by 11:59pm	21	25	
Unit 1 Discussion	Jan 27 by 11:59pm		15	
Unit 1 Quiz	Jan 27 by 11:59pm	7	10	
Unit 2 Discussion	Feb 4 by 11:59pm		15	
Unit 2 Assignment	Feb 27 by 11:59pm	9	10	
Unit 2 Quiz	Mar 9 by 11:59pm	-	5	

Assignments are weighted by group:

Group	Weight
Assignments	25%
Discussions	20%
Quizzes	50%
Total	95%

Calculate based only on graded assignments

Click any score and enter a new value to see how the change will affect your total.

Additional Help

- For additional support review the Canvas Student Guides at: <https://guides.instructure.com/m/4212>.
- Also review helpful videos at: <https://resources.instructure.com/courses/32/pages/canvas-student-tour-videos>
- Or contact Student Online Support:
 - Phone: (360) 416-7770
 - Email: sos@mysvc.skagit.edu
 - Live Secure Chat: <http://www.skagit.edu/soschat>